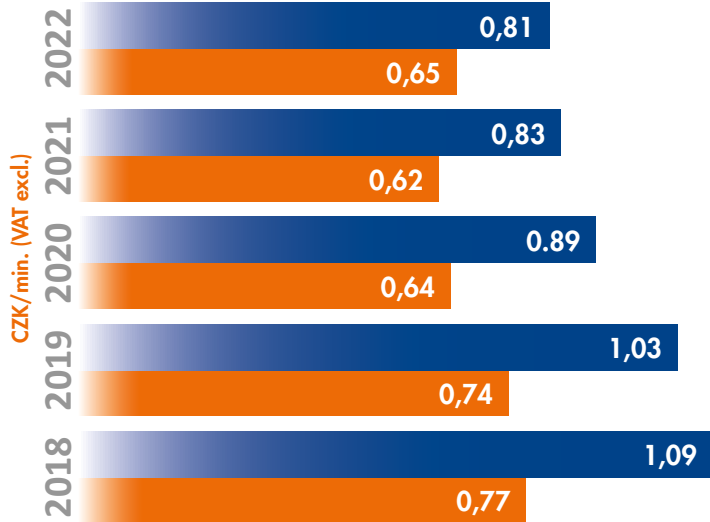


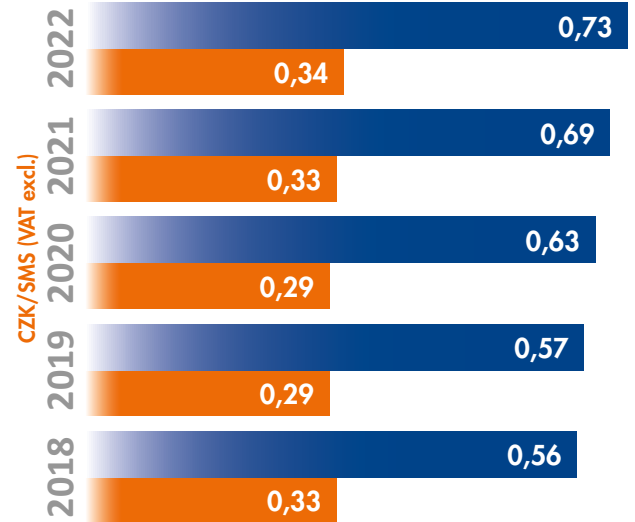
Prices in electronic communications in 2022

Average retail price for actual called minute (Residents-Undertakings)



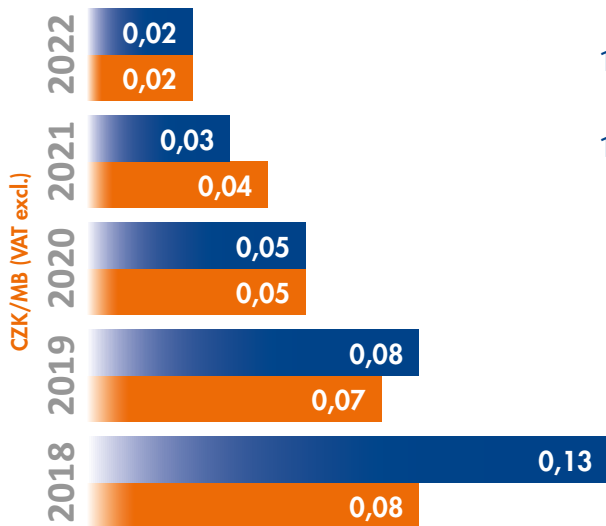
The difference between the price per called minute for residents and undertakings is decreasing.

Average retail price for SMS (Residents-Undertakings)



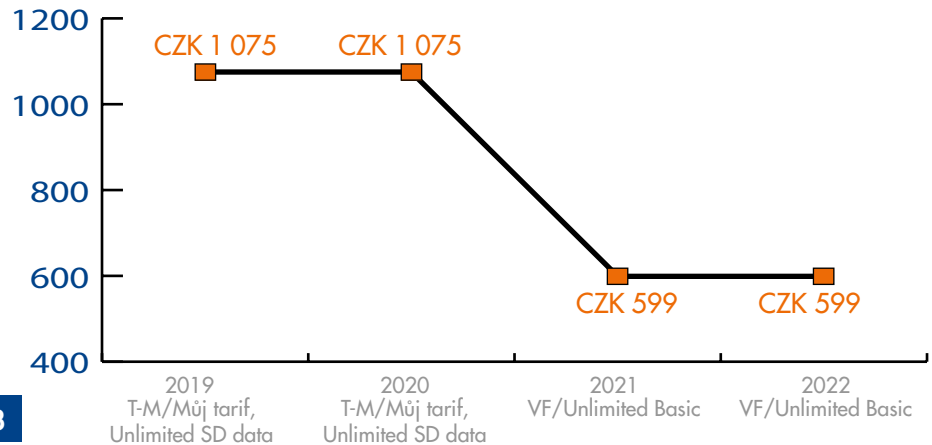
OTT applications are crowding out SMS, and their average price is rising.

Average retail price for 1 MB of data (Residents-Undertakings)



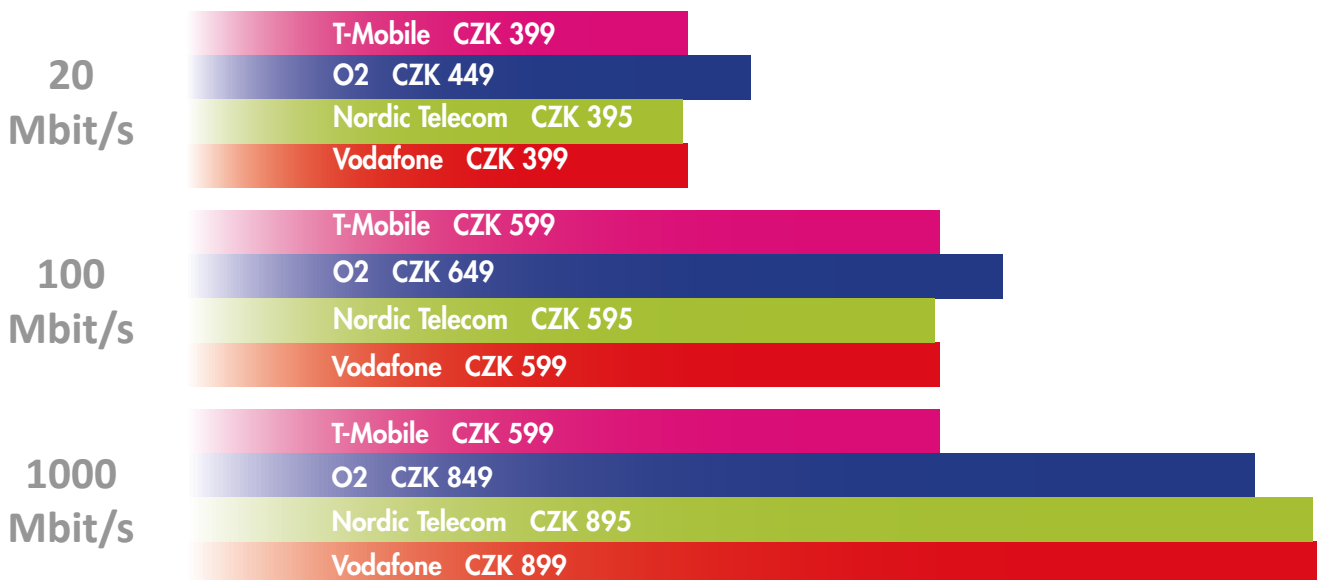
Average price for MB of data halved year-on-year, prices for residents and undertakings levelled off.

The cheapest tariff in the Czech Republic with unlimited calls, SMS and data limit



Prices for data unlimited mobile tariffs have fallen by more than 40%.

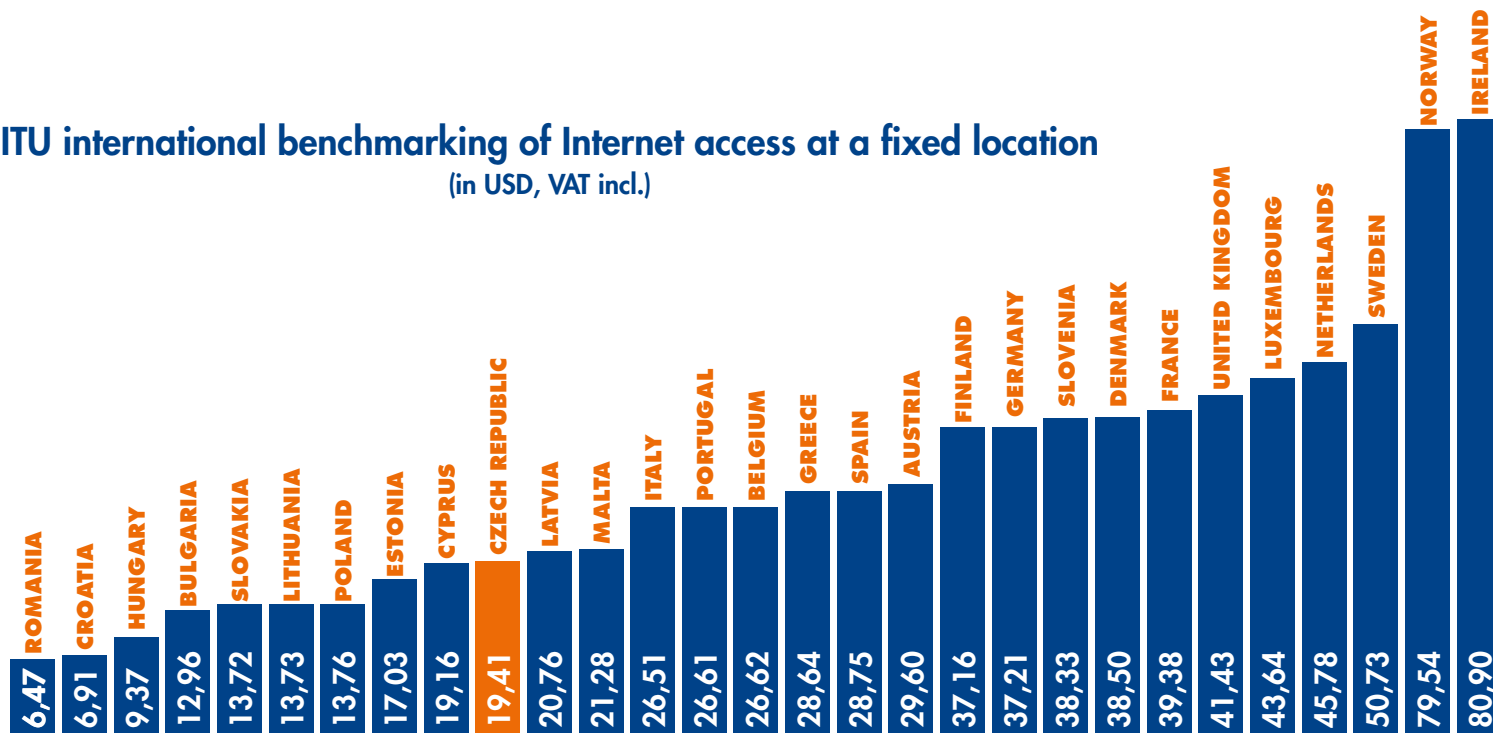
Prices for Internet at a fixed location of selected operators in the Czech Republic according to advertised speed



Gigabit connectivity can normally be obtained for a price below CZK 900, 100 Mbit/s for a price below CZK 600.

ITU international benchmarking of Internet access at a fixed location

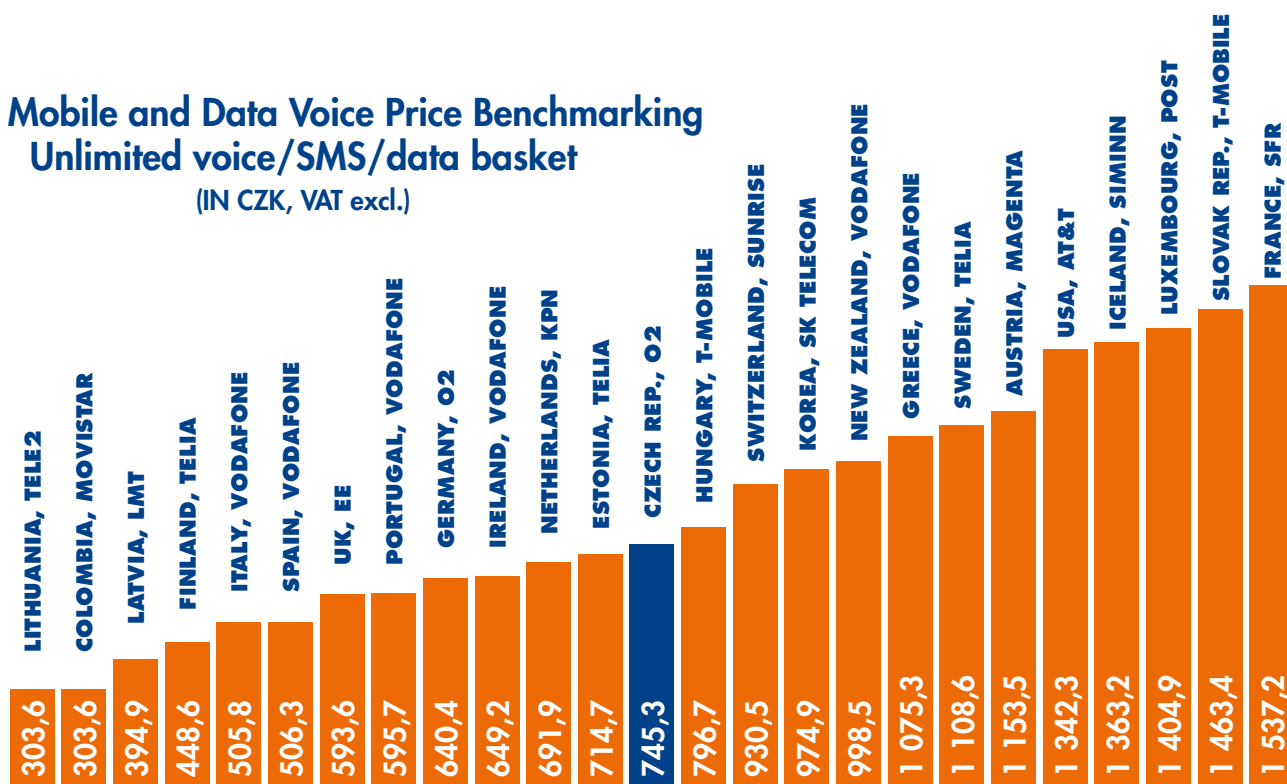
(in USD, VAT incl.)



In international benchmarking, retail prices for fixed Internet in the Czech Republic are below average.

OECD Mobile and Data Voice Price Benchmarking Unlimited voice/SMS/data basket

(IN CZK, VAT excl.)



In international benchmarking, prices for unlimited tariffs (voice, SMS, data) in the Czech Republic are average.

Price level development measured by basis index

Classification	Year	Total	Food and non-alcoholic beverages	Alcoholic beverages and tobacco	Clothing and footwear	Housing, water, energy and fuel	Furnishings, household equipment, repairs	Health	Transport	Postal and telecommunications	Recreation and culture	Education	Food and accommodation	Other goods and services
COICOP	2000	72,4	73	56,1	137,9	54	112,6	52,5	96,2	97,1	90,7	70,6	63,5	70,5
ECOICOP	2018	105,3	105,6	109,4	101	105,3	101,1	110,4	104,8	97,2	103,4	105,1	111,2	105,1
	2019	108,3	108,5	111,8	99,8	110,9	102,6	113,9	105,2	95,4	105,1	107,9	115,9	109,2
	2020	111,8	113,5	120,3	103,4	114,1	105,5	116,5	104,9	92	107,4	111,9	121,6	113
	2021	116,1	114,4	130,4	110,2	117,3	109,3	120,7	113,6	91,5	110,5	114,5	126,8	116,9
	2022	133,6	133,5	138,6	130,7	139,5	122,4	130,9	134,2	92,1	123,2	118,9	153,5	128,8

Price developments in the telecommunication sector are dampening inflationary developments in the economy.